


ALGIZ 8X

QUICK START GUIDE



handheld

WHAT'S IN THE BOX

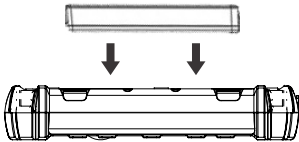


Ref.	Item	Description
1	Battery Pack	One 2 Cell Li-Ion Battery Pack
2	19V Adapter	19V Adapter w/ standard power cord

STARTING ALGIZ 8X

Press and hold power button for 4 seconds to power on the unit. Follow the on-screen instructions to get started with Windows. The screen calibration may not be accurate the first time you start the computer. Follow the procedure to calibrate the touchscreen.

INSERT BATTERY PACK



SCREEN CALIBRATION

1. Open Control Panel > Hardware and Sound > Tablet PC Settings
2. Click Calibrate and follow instructions

Repeat step 1 and 2 until you are satisfied with the calibration.

FUNCTION KEYS






1. Power button
2. Touch mode/lock
3. Menu
4. Windows key
5. Function keys

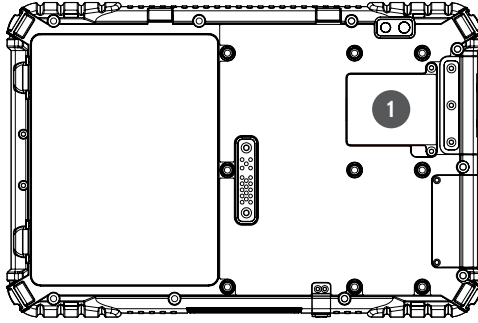
Ref.	Components	Description
1	Power button*	Hold down for 4 seconds to turn the computer on.
2	Touch mode/lock	Touch mode selection. Lock screen.
3	Menu	Controls brightness, volume, battery, power to modules and system information.
4	Windows key	Open start menu.
5	Function keys	Two programmable buttons. Press menu to configure.

* If computer does not respond you can power off by holding down the Power Button until the LEDs switches off. Hold down for about 10 seconds.

LED INDICATORS

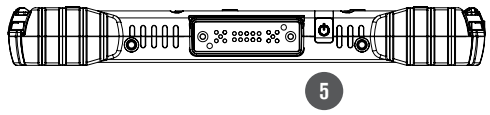
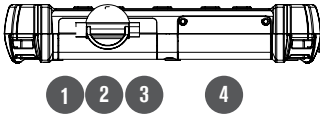
Ref.	Symbol	Indicator Status Description
Power mode		Green: System is on No light: System is off
Storage Status		Flashing green light: SSD is reading/writing data
Battery Status		Green: Full battery, Red: Low battery, Orange: Charging Flashing red: Running on Hot-swap battery

REAR VIEW



Ref.	Item	Description
1	Service Window	

LEFT AND BOTTOM VIEW



Ref.	Item	Description
1	USB 3.0 Port	-
2	USB 3.0 Port	-
3	Micro HDMI	-
4	Expansion slot	Barcode reader, RJ45, RS232, Dummy port
5	DC Power Jack	-

Please go to www.handheldgroup.com/knowledgebase to download more information.

Algiz 8X is in compliance with the essential requirements and other relevant provisions of Directive 1999/5/EC. The declaration of conformity may be consulted at www.handheldgroup.com/algiz-8x/#tab=manuals